

PARTICIPATORY BUDGETING

Effective Engagement for
Healthy Communities

Lize Mogel, Development
Manager



PARTICIPATORY
BUDGETING PROJECT

www.participatorybudgeting.org

THE PROBLEM WITH PARTICIPATION

je participe
tu participes
il participe
nous participons
vous participerez
ils profitent



I participate

You participate

He participates

We participate

You all participate

They decide

(French student poster)

A photograph of a community engagement event. In the foreground, a woman in a black and white striped shirt is looking at a document. To her right, a man in a dark jacket is also looking at a document. They are standing behind a table covered with a purple cloth. On the table, there is a white sign with the word 'VOTE' written on it in large, colorful letters. The 'V' is black, the 'O' is a blue wreath, and the 'E' is blue. There is also a water bottle and a container of coffee on the table. In the background, there are several green balloons and a building with a sign that says 'STREET'. The entire image has a teal overlay.

MAKING COMMUNITY ENGAGEMENT WORK

REDESIGNING COMMUNITY ENGAGEMENT

Expert-centered vs Participant-centered



Participatory budgeting

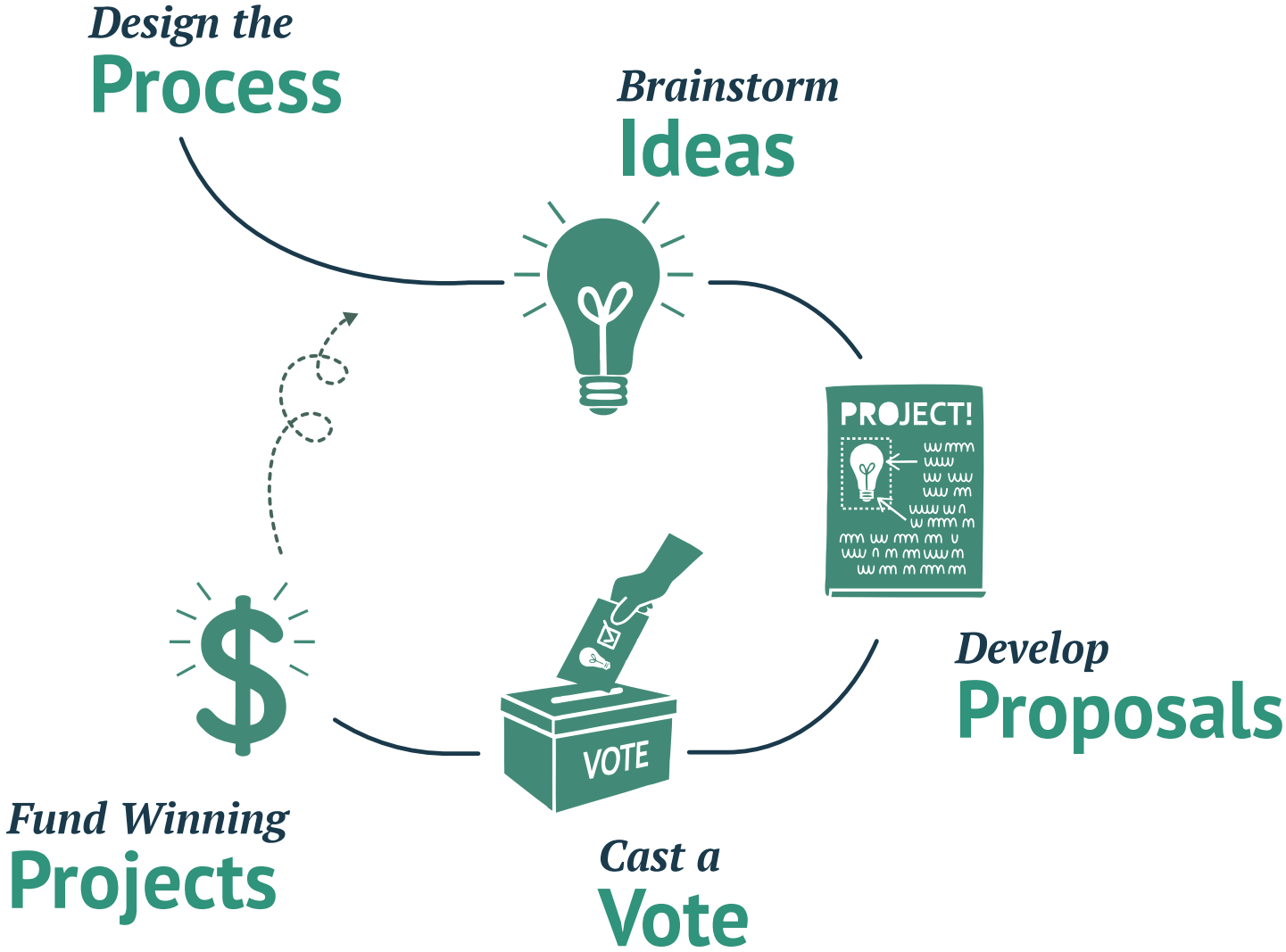
is a democratic process in which community members directly decide how to spend part of a public budget.



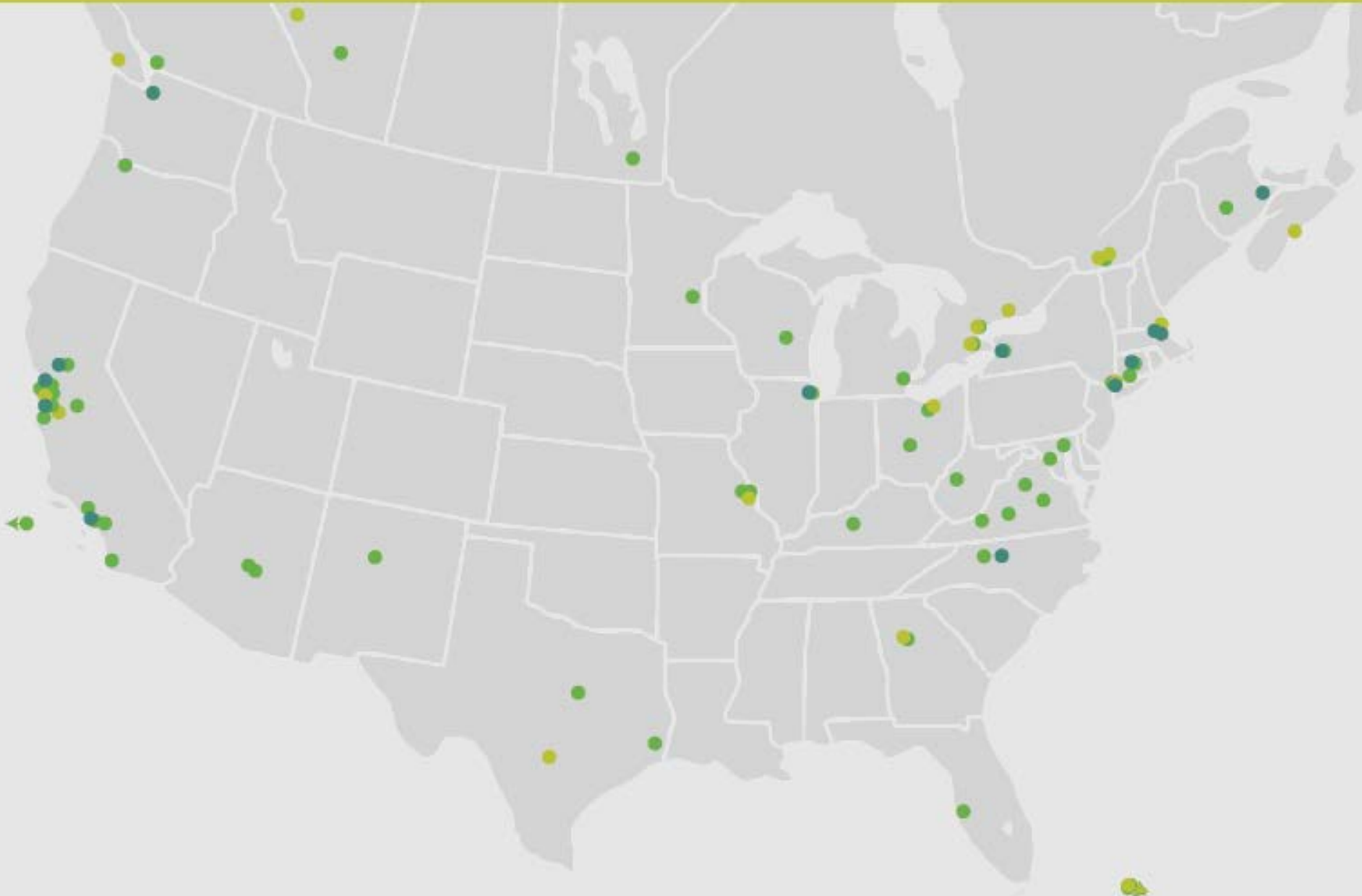


HOW PB WORKS

How PB Works



Where PB is happening



What kind of budgets?

- **City, county, state budgets**
- **Discretionary funds of elected officials**
- **Federal funds (e.g. Community Development Block Grants)**
- **Housing authority or other public agency budgets**
- **School, school district, university budgets**
- **Community Benefit Agreements**
- **Tax Increment Financing (TIF)**
- **Non-governmental sources like foundation or non-profit budgets**



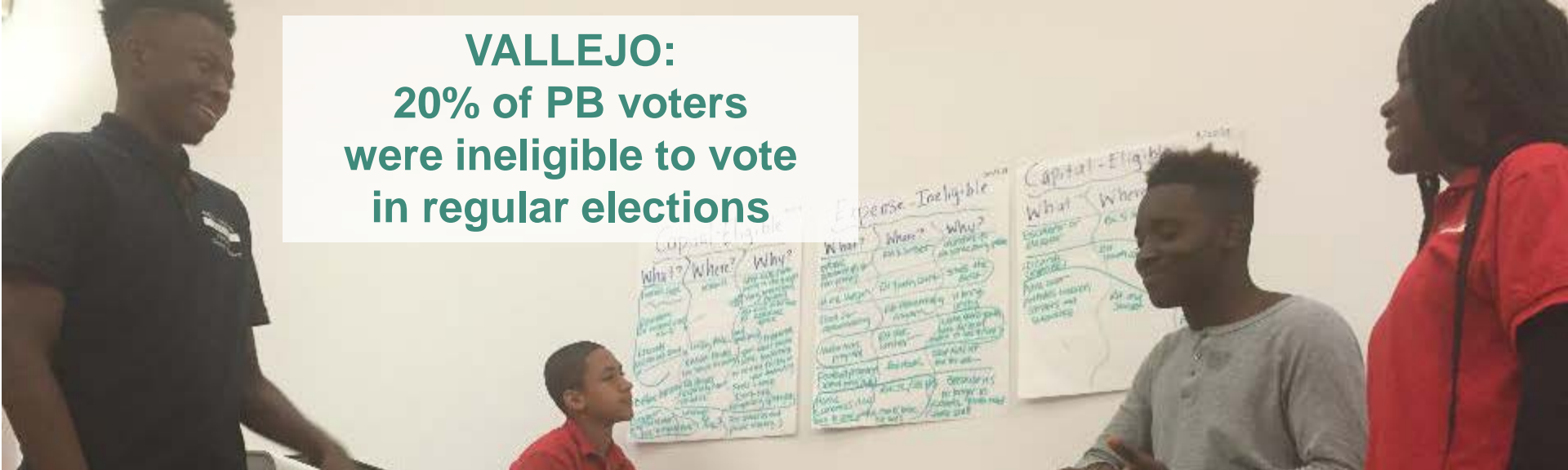


IMPACTS



BROADER & DEEPER PARTICIPATION

VALLEJO:
 20% of PB voters
 were ineligible to vote
 in regular elections



Enter an address...

Bus shelter 0 SUPPORT THIS!

Community Resident suggested this Streets & Sidewalks idea in District 21. Near 24-05 94th Street, Queens, NY

My project idea is: Bus shelter
 So that people could: Be protected from reckless drivers and other hazards that be coming their way via the moving traffic.

0 comments


COMMENT

NYC:
 Higher percentage of low-income residents voted in PB (40%) compared to full population (34%) & local elections (29%)

- Culture and Community Facilities
- Schools and Education
- Environment
- Housing
- Parks and Recreation
- Public Health
- Public Safety
- Seniors
- Streets and Sidewalks
- Transit and Transportation
- Youth
- Previously funded

Powered by Shareabouts, a project of OpenPlans.

NEW YORK CITY



PB for Youth





@PBProject

participatorybudgeting.org



YOUTH
LEAD
THE
CHANGE

Boston Centers
for Youth &
Families
Martin J. Walsh, Mayor

GREEN
MANAGING
MILLIONS
SINCE

YOUTHLEADTHECHANGE.ORG
CHANGE
BOSTON
BOSTON
CHANGE

STRONGER & HEALTHIER
COMMUNITIES



CIVIC EDUCATION:

Participants report increased skills in public speaking, negotiating, building agreements, and contacting officials.


COMMUNITY HEALTH:

Research in Brazil showed that infant mortality decreases 30% in cities that have implemented PB for 10 years

Tristan Johnson, age 8, looks for an Easter egg at Children's Wonderland Park in Vallejo, CA. Funded through Participatory Budgeting, the park officially opened in June, replacing a long-vacant church.

VALLEJO, CA

“It was a blight,” says Marie Miller, member of the park's events planning committee. “But now it adds beauty to the neighborhood, and you see people out here almost every day.”



PB for CDBG OAKLAND, CALIFORNIA

IMPROVING DECISIONS THROUGH DATA

As a civic health innovator in the Healthy Public Project at Civic Hall Labs, we've partnered to curate a list of open data resources that will help you obtain the information you need to evaluate community needs and the impact that projects might have on particular communities.







Relevant Committees + Location Limits + Indicators County Health Rankings + Data levels available: +

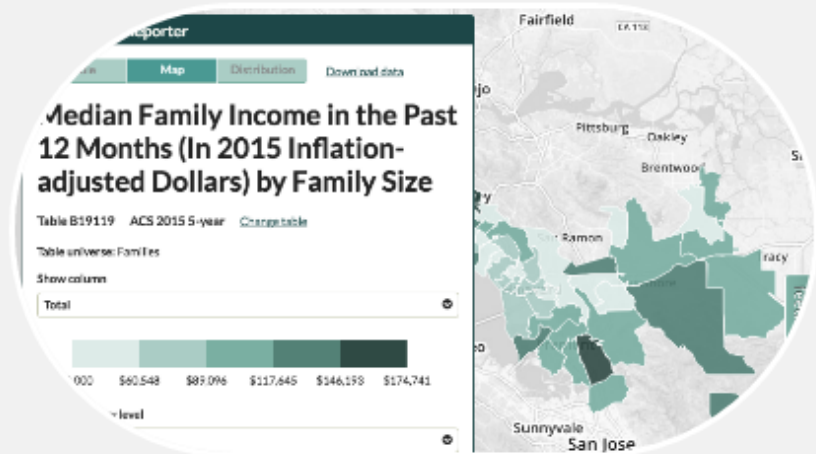
Search

1 - 7 / 7



Directory

-  Community Commons // [link to tool](#)
-  Oasis-NYC // [link to tool](#)
-  Data2Go.nyc // [link to tool](#)
-  HealthyCity // [link to tool](#)
-  EPA EJ Screen // [link to tool](#)
-  PolicyMap // [link to tool](#)



Median Family Income in the Past 12 Months (In 2015 Inflation-adjusted Dollars) by Family Size

Table B19119 ACS 2015 5-year [Change table](#)

Table universe: Families

Show column

Total

Legend: \$000, \$60,548, \$89,096, \$117,645, \$146,193, \$174,741

CensusReporter

Indicators: Air & Water Quality, Employment, Family & Social Support, Housing & Transit, Income

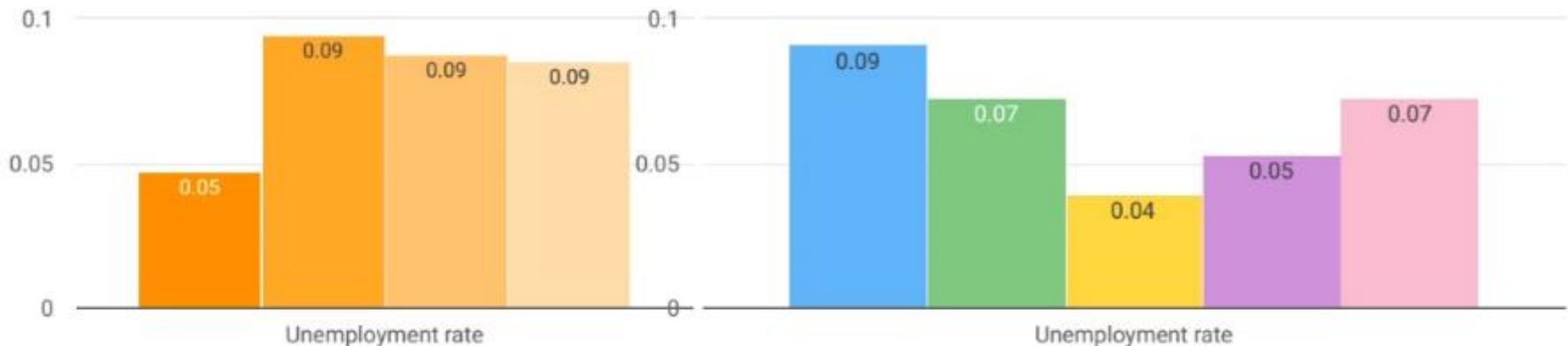
County Health Rankings for Greensboro, NC & area

EMPLOYMENT

BENCHMARK --> LOCAL

Unemployment rate as of Feb 2017.

Benchmark is current US unemployment rate (March 2017)



100 años con los mismos baños

PS.
172

New
Bathrooms



We
Need
your
support

Safe
Environmentally
Friendly

Now

After
You Vote

Presentable

We can do

Old Toilets
Unsafe

Hazardous
Conditions

Bad Odors

It's
to get
the
Bathrooms
essential
to
live
with
our
city!!

MORE RESPONSIVE GOVERNMENT



**“Just 19% [of Americans]
say the government is run
for the benefit of all.”**

–PEW RESEARCH CENTER NOVEMBER, 2015



“PB brings new people into a leadership relationship with government...they teach government to operate better.”

-CARLOS MENCHACA, NYC COUNCIL MEMBER

A large group of approximately 30 diverse people, including men and women of various ethnicities, are smiling and posing for a group photo. They are arranged in several rows, with some kneeling in the front. The background shows a room with whiteboards; one whiteboard on the right has the word "Impacts" written on it. The entire image is overlaid with a semi-transparent green filter.

ABOUT PBP



PARTICIPATORY
BUDGETING PROJECT

Who We Are

HISTORY

Founded in 2009, we have led, supported, or inspired almost every PB process in North America.

MISSION

To empower people to decide together how to spend public money.

WHERE WE WORK

Across the US and Canada, with staff in New York City, Oakland, Chicago, and Greensboro.



@PBProject

participatorybudgeting.org



PARTICIPATORY
BUDGETING PROJECT

What We Do

TECHNICAL ASSISTANCE

We help governments, institutions, and organizations to implement PB processes and campaigns.

PARTICIPATION LAB

We research and develop new tools and practices to make participatory budgeting and democracy work better.

NETWORK- BUILDING

We bring together practitioners and organizers to help participatory budgeting grow.



@PBProject

participatorybudgeting.org

GROWING DEMAND THROUGH PARTNERSHIPS



PIONEERED BY THE
ROCKEFELLER FOUNDATION

100 RESILIENT CITIES





PARTICIPATORY
BUDGETING PROJECT

Lize Mogel

lize@participatorybudgeting.org

T: @PBProject | @joshalerner

F: /ParticipatoryBudgetingProject

www.participatorybudgeting.org



“ ”

“We knew about grants before but this was different. Everyone participated and pitched their ideas for what they wanted to see... People saw how passionate we were and from that, we were able to implement our project!”

**- ROSE, 19
YOUTH LEADER
BROTHERHOOD-SISTERSOL,
NYC**